



























Whitewater CE Primary School - Letter Formation in Reception and KS1

At Whitewater we teach pre-cursive letter formation from the start of Reception. This means we include a lead-in (or 'whoosh') from the line at the start of each letter. We also include a lead-out (or 'flick') where appropriate, such as for the letters b and p. Your child will learn a mnemonic for the formation of each letter, as you can see below. The mnemonics are based on the *Read, Write Inc.* pictures and so we have included these for your reference.

 <p>a-a-a-apple</p> <p>Whoosh up, round the apple, down the leaf and flick.</p>	 <p>b-b-b-boot</p> <p>Whoosh up, down the laces to the heel, round the toe and flick.</p>	 <p>c-c-c-caterpillar</p> <p>Whoosh up, curl around the caterpillar.</p>	 <p>d-d-d-dinosaur</p> <p>Whoosh up, round his bottom to his tall neck, down to his feet and flick.</p>	 <p>e-e-e-egg</p> <p>Whoosh up, lift off the top and scoop out the egg.</p>	 <p>ffffflower</p> <p>Whoosh up, down the stem and draw a leaf.</p>	 <p>g-g-g-girl</p> <p>Whoosh up, around her face and give her a curl.</p>
 <p>h-h-h-horse</p> <p>Whoosh up, down the head to the hooves, over his back and flick.</p>	 <p>i-i-i-insect</p> <p>Whoosh up, down the body, flick and a dot for the head.</p>	 <p>j-j-j-jack-in-a-box</p> <p>Whoosh up, down his body, curl and a dot for the head.</p>	 <p>k-k-k-kangaroo</p> <p>Whoosh up, down his body, back up, round to his foot, down his tail and flick.</p>	 <p>llllleg</p> <p>Whoosh up, down the long leg and flick.</p>	 <p>mmmmmountain</p> <p>Whoosh up, Maisie, mountain, mountain and flick.</p>	 <p>nnnnnet</p> <p>Whoosh up, down Nobby, over his net and flick.</p>
 <p>o-o-o-orange</p> <p>Whoosh up, all around the orange and flick.</p>	 <p>p-p-p-pirate</p> <p>Whoosh up, down the parrot's tail, up, over the pirate's face and flick.</p>	 <p>qu-qu-qu-queen</p> <p>Whoosh up, round her head, up past her earrings, down her hair and flick.</p>	 <p>rrrrrobot</p> <p>Whoosh up, down his back, then curl over his arm.</p>	 <p>sssssnake</p> <p>Whoosh up, slither down the snake and flick.</p>	 <p>t-t-t-tower</p> <p>Whoosh up, down the tower, across the tower.</p>	 <p>u-u-u-umbrella</p> <p>Whoosh up, down and under, up to the top and flick.</p>
 <p>vvvvvulture</p> <p>Whoosh up, down a wing, up a wing and flick.</p>	 <p>w-w-w-worm</p> <p>Whoosh up, down, up, down, up and flick.</p>	 <p>x-x-x-exercise</p> <p>Whoosh up, down the arm and leg and repeat the other side.</p>	 <p>y-y-y-yak</p> <p>Whoosh up, down a horn, up a horn and under his chin.</p>	 <p>zzzzzip</p> <p>Whoosh up, zig-zag-zig.</p>		